



MI-X 30 KATANA X

User Manual

Developed in Japan
Aiwa Electronics Int'l Co., Ltd.

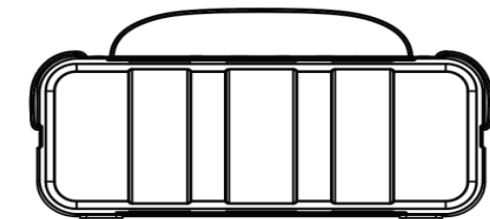
Important Safety Instructions

1. Please do not place device near any form of heat sources.
2. Please use the accessories specified by the manufacturer.
3. Please refer all servicing/repairs to a qualified personnel should there be any form of damage to the device.
4. Keep this user manual for future referencing/troubleshooting.
5. Please heed ALL safety cautions.

Safety Cautions

1. Always keep device AWAY from fire and heat sources.
2. Do NOT attempt to disassemble or alter the device.
3. Do NOT expose device to excessive heat (Direct sunlight etc.).
4. Do NOT immerse device into any form of liquids.

Unboxing



- AIWA MI-X30 KATANA X Speaker
- Type-C Charging Cable
- 3.5mm AUX Cable
- User Manual

Please refrain from using any damaged components. Contact your local authorized AIWA distributor/customer service should you need any assistance.

Product Specifications

Audio Related
Frequency Response: 150Hz - 15kHz
Signal to Noise Ratio: ≥70dB
Drivers: 2 x 53mm (4Ω)

Power & Battery
Power Output: 2 X 5W
Playback Time: 4-15 Hours (Varies by volume level & content)
Charging Time: 5 Hours
Charging Current: DC 5V /500mA Type C
Battery: Built In Lithium Ion (3.6V /2000mAh)

Transmission Standards
BT Version: V5.0
BT Profile: A2DP V1.2; AVRCP V1.4 · GAVDP V1.2 V1.2; SPP V1.2; AVCTP V1.2

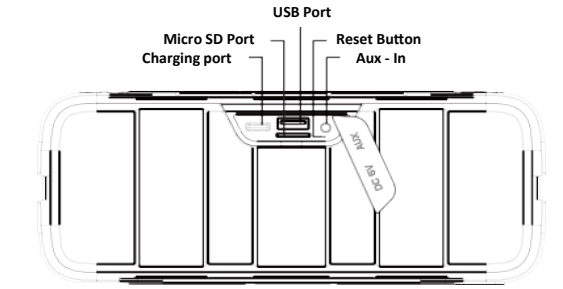
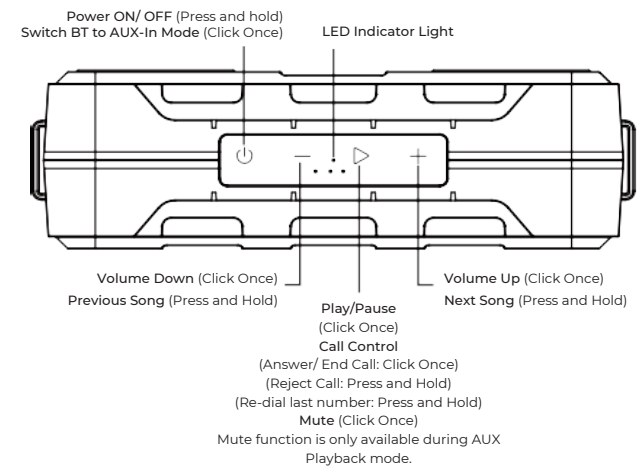
Physical Dimensions
Size: 190.2 *78.1*58.5 mm
Weight: 650g

Other Attributes
IP Rating: IPX5

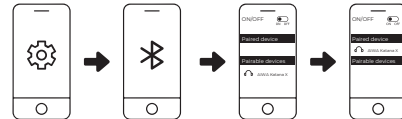
Protected against low pressure water streams from any angle, please DO NOT submerge the speaker in any liquids. Please ensure all exposed ports are sealed & all cable connections are removed before any form of liquid exposure.

The above playback & charging times are estimated values tested in a practical environment and may vary upon individual usage habits.

Product Overview



Connecting the Product



1. Turn on Bluetooth (BT) on your mobile device.
2. Turn on the speaker.
3. Search and connect to "AIWA Katana X" from your mobile device.
4. Press and hold both "Volume Up +" & "Volume Down -" button to disconnect BT.

MI-X30 automatically reconnects to the last paired mobile device it was connected to. MI-X30 saves up to 8 paired devices.

TWS Function

Synced audio playback from two (2) speakers for true wireless stereo experience. (Only compatible with the same speaker model: MI-X30 Katana X)

1. Turn on both speakers.
2. Double Click Power button on BOTH speakers until a notification prompt beep is heard.
3. Connect to one of the speakers via BT on your mobile device.
4. TWS (True Wireless Stereo) playback is now available.

Listening to music from external audio source

USB Playback
Insert USB Disk into the designated port. (Supports MP3, WAV, APE, FLAC, WMA)

AUX-IN
Connect speaker and Audio source via a 3.5mm AUX Cable. Note: Under Aux - In Mode, Next track/Previous track/Call Control functions are not available.

Micro SD Playback
Insert Micro-SD card into the designated port. (Supports MP3, WAV, APE, FLAC, WMA)

Battery & Charging

Connect the speaker to a suitable power source via the Type-C Charging Cable.

LED Indicator Light:
*Blinks RED: Low Battery (< 10 %)
*Solid RED: Charging in progress
*RED Light extinguishes upon full charge

Approximate charging time: 5 Hours
Please fully charge up the speaker prior to first time usage.

Perform Factory Reset

1. Turn on the speaker.
2. Insert a pin (< 3mm Φ) into the reset hole button for two (2) seconds until the LED indicator light turns off.



Aiwa Electronics Int'l Co., Ltd.
Explore more at www.int-aiwa.com